



Scannerkonfiguration

1. Werkseinstellungen wiederherstellen



Restore Custom Default Configuration

2. Programming Mode Aktivieren




ENTER/EXIT PROGRAMMING MODE

3. Nur EAN-13 scannen (optional)



Disable All Symbologies



EAN 13 = Enable

4. EAN13 Check-Zahl überprüfen, aber nicht übertragen



EAN 13 Check Character Transmission = Don't Send

5. Scanner auf always on stellen (optional)



Scan Mode = Always On^P

6. Programming Mode Verlassen



ENTER/EXIT PROGRAMMING MODE

7. Beep ausschalten (optional, im Programming Mode)



Good Read Beep Volume = Beeper Off